

T-BAR RGBW Remote Drivers | Order Specification Guide



Product Name	Driver Type	Power	Wattage	Voltage
TBSL = T-BAR LED Power Supply	PS = Non Dimmable	HP = High Power	100W = 96W 200W = 192W 400W = 384W	UNV = Universal 100-277V

WARRANTY: 5 years

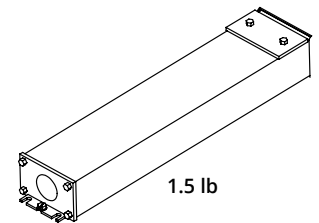
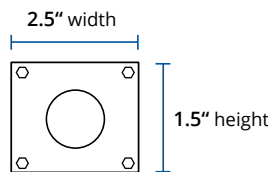
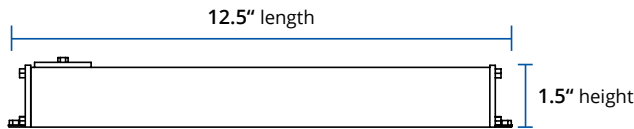


**24VDC LED Driver 96W Power Supply**

non dimmable

T-BAR RGBW modules can be parallel connected up to 6 linear feet max per power supply, when paired with a T-BAR RGBW controller. Power supply includes JB compartment for AC input direct wiring with metal conduit.

*96W Power Supply dimensions*

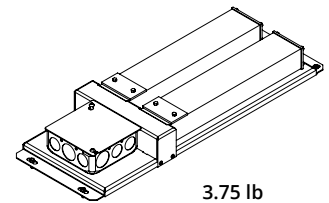
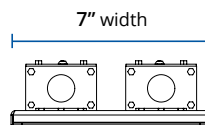
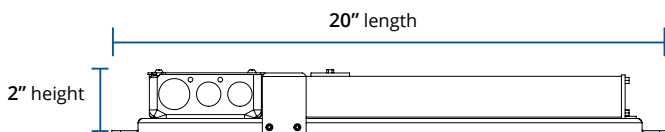


**24VDC LED Driver 192W Power Supply**

non dimmable

T-BAR RGBW modules can be parallel connected up to 6 linear feet max per channel totaling 12 linear feet of illuminated product, when paired with a T-BAR RGBW controller. Power supply includes JB compartment for AC input direct wiring with metal conduit and separate branch connections for control of each individual driver.

*192W Power Supply dimensions*



**24VDC LED Driver 384W Power Supply**

non dimmable

T-BAR RGBW modules can be parallel connected up to 6 linear feet max per channel totaling 24 linear feet of illuminated product, when paired with a T-BAR RGBW controller. Power kit includes JB for AC input direct wiring with metal conduit.

*384W Power Supply dimensions*

